

Biotinylated Human OSMR beta Protein

Cat. No. OSM-HM001B

Description

Source	Recombinant Biotinylated Human OSMR beta Protein is expressed from HEK293 with Avi tag at the C-terminus. It contains Glu28-Met740.
Accession	Q99650-1
Molecular Weight	The protein has a predicted MW of 82.93 kDa. Due to glycosylation, the protein migrates to 110-130 kDa based on Bis-Tris PAGE result.
Endotoxin	Less than 0.1EU per µg by the LAL method.
Purity	>95% as determined by Bis-Tris PAGE >90% as determined by HPLC

Formulation and Storage

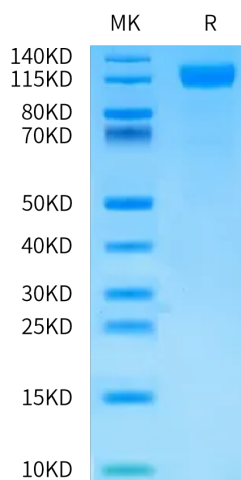
Formulation	Lyophilized from 0.22 µm filtered solution in PBS (pH 7.4). Normally 8% trehalose is added as protectant before lyophilization.
Reconstitution	Centrifuge the tube before opening. Reconstituting to a concentration more than 100 µg/ml is recommended. Dissolve the lyophilized protein in distilled water.
Storage	-20 to -80°C for 12 months as supplied from date of receipt. -80°C for 3 months after reconstitution. Recommend to aliquot the protein into smaller quantities for optimal storage. Please minimize freeze-thaw cycles.

Background

OSMR is targeted to the mitochondrial matrix via the presequence translocase-associated motor complex components, mtHSP70 and TIM44. OSMR interacts with NADH ubiquinone oxidoreductase 1/2 (NDUFS1/2) of complex I and promotes mitochondrial respiration. Deletion of OSMR impairs spare respiratory capacity, increases reactive oxygen species, and sensitizes BTSCs to IR-induced cell death.

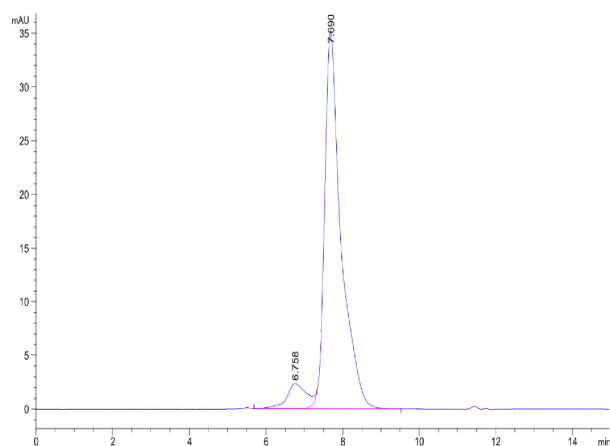
Assay Data

Bis-Tris PAGE



Biotinylated Human OSMR beta on Bis-Tris PAGE under reduced condition. The purity is greater than 95%.

SEC-HPLC



The purity of Biotinylated Human OSMR beta is greater than 90% as determined by SEC-HPLC.

Biotinylated Human OSMR beta Protein

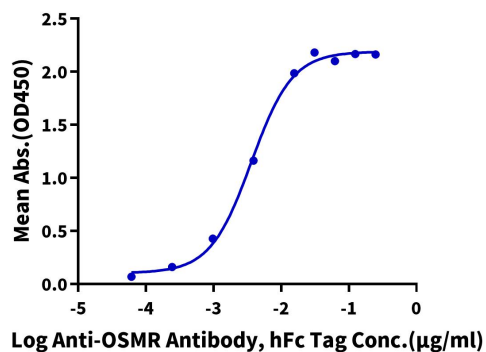
Cat. No. OSM-HM001B

Assay Data

ELISA Data

Biotinylated Human OSMR, Avi Tag ELISA

0.05µg Biotinylated Human OSMR, Avi Tag Per Well



Immobilized Biotinylated Human OSMR beta, Avi Tag at 0.5µg/ml (100µl/well) on the streptavidin precoated plate (5µg/ml). Dose response curve for Anti-OSMR Antibody, hFc Tag with the EC50 of 3.6ng/ml determined by ELISA (QC Test).